



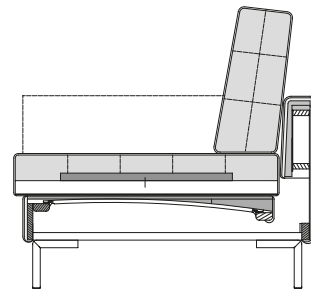
Design: freistil Design-Team

PROFILE

TECHNICAL DESIGN

- Wooden inner frame
- Spring system: nosag spring
- Seat cushions, chambered, attached with zips, filled with rhombus-shaped foam rods (90 %) and crimped, siliconised polyester fibres (10 %)
- Standard foot: Plastic tubular: in the surface: mat chrome optics
- Loose back cushion, chambered, filled with rhombus-shaped foam rods (80 %) and crimped, siliconised polyester fibres (10 %)

The data of "density" can vary in a range of +/-10%.



ASO / SOB 134

INFORMATION

- Choice of seat height 43, 46 or 49 cm. However seat height 49 cm is only possible with the solid tapered steel leg, tubular steel leg and tapered foot oak (even sloping conical bases). Please specify on ordering.
- The back cushions that are integrated in the models are also available as RUK-RO (back cushions with roll) for an additional charge. The roll prevents the cushions from sliding into the seat.
- Corner groups only of ASOs always consist of models with the same orientation: K-ASO left + K-ASO left, and K-ASO right + K-ASO right.
- With corner groups consisting of 2 or more modular sofas, the cushion gap in the corner can be filled with the backrest cushion RUK 60 x 48.
- This range is particularly loosely upholstered, so waviness is always visible on the surface of the upholstery.
- In addition to its function as shelving, the RU-ABL module can be used to increase the support function of the back cushion for a more upright sitting position.
- Ticking chamber webs in the pads can show through to the cover (= characteristic feature of high-grade upholstery pad workmanship).
- Repeat and patterned fabrics cannot be processed with this range.
- The range is only suitable for velour covers to a limited extent. The fell seams and piping can lead to lines in the pile.
- With modular systems, velour covers can lead to different pile alignments and therefore to different shine properties.
- There are more dividing seams in leather covers than in fabric covers. Detailed information about this can be found in the info section.
- For ergonomic reasons, only the seat area of model ASS-PSZ – not the leg rest – is sprung. So if the leg rest is used as a seat it will feel much firmer.

LEG VERSIONS

Plastic tubular, matt chrome optics (standard)



Tubular steel leg, textured paint black



Leg, polished chrome



Leg, textured paint black



Tapered foot, natural oak H98



Tapered foot, dark brown oak H65



Tapered steel leg, textured paint black



Tubular frame, polished chrome



Sloping conical base, natural oak H98



Sloping conical base, dark brown oak H65



Skid-square tube, textured paint black



Double round steel leg, textured paint black



Double round steel leg, pearl gold





ASO 134/202 le
ASS-PSZ 134/132 ri
RU-ABL 134
1 x KS-KI 134/60 x 26
3 x RUK 134/60 x 40
(Skid-square tube, textured paint black)

Backrest- and shelf plate



Plate functions as a backrest-support for sitting up right



Plate can be used as a tray

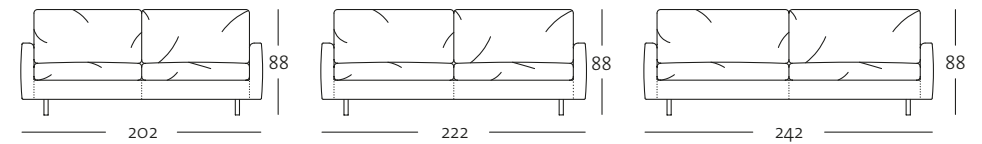


Plate can be used as a headrest-mount
* Headrest-cushion: appropriate cushions available by order

OVERVIEW OF RANGE

Front view/Top view

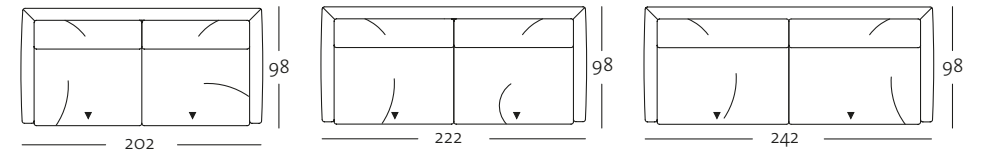
Sofa in widths: 202, 222, 242 cm



SOB 134/202

SOB 134/222

SOB 134/242

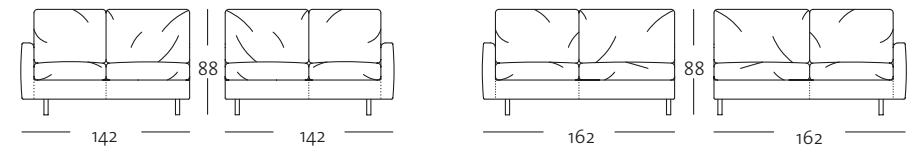


SOB 134/202

SOB 134/222

SOB 134/242

Sectional sofa in widths: 142, 162, 182, 202 cm

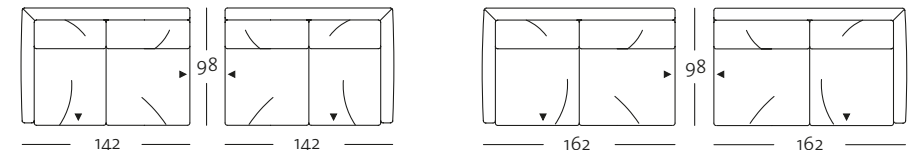


ASO 134/142 le

ASO 134/142 ri

ASO 134/162 le

ASO 134/162 ri



ASO 134/142 le

ASO 134/142 ri

ASO 134/162 le

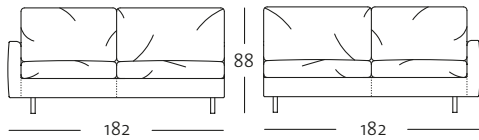
ASO 134/162 ri



OVERVIEW OF RANGE

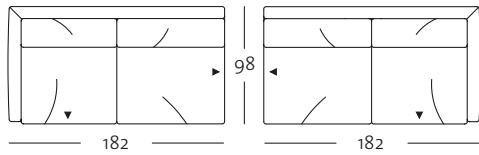
Front view/Top view

Sectional sofa in widths: 142, 162, 182, 202 cm



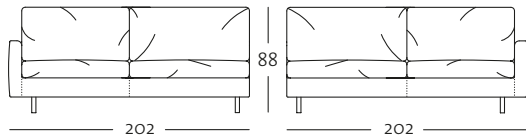
ASO 134/182 le

ASO 134/182 ri



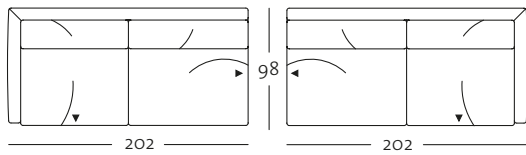
ASO 134/182 le

ASO 134/182 ri



ASO 134/202 le

ASO 134/202 ri



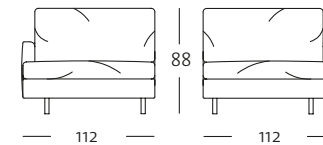
ASO 134/202 le

ASO 134/202 ri

OVERVIEW OF RANGE

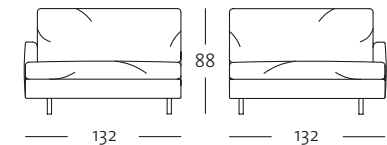
Front view/Top view

Closing chair with fixed footstool: 112 cm and 132 cm



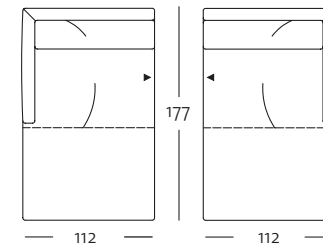
ASS-PSZ 134/112 le

ASS-PSZ 134/112 ri



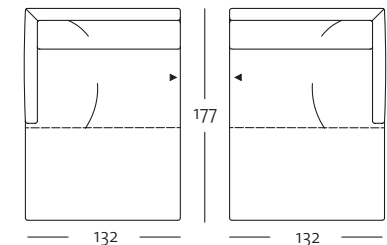
ASS-PSZ 134/132 le

ASS-PSZ 134/132 ri



ASS-PSZ 134/112 le

ASS-PSZ 134/112 ri



ASS-PSZ 134/132 le

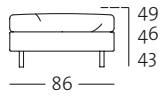
ASS-PSZ 134/132 ri



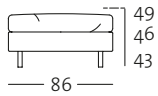
OVERVIEW OF RANGE

Front view/Top view

Footstool: 86 x 97 cm (extra depth) or 86 x 54 cm

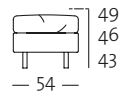


UE-PB 134/86 x 97

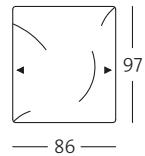


PB 134/86 x 54

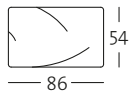
Side view



PB 134/86 x 54

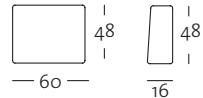


UE-PB 134/86 x 97



PB 134/86 x 54

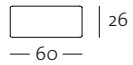
Recommended back cushion for corner combinations (See example ②)



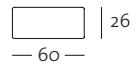
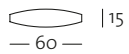
RUK 134/60 x 48

Front view/Top view/Side view

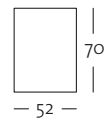
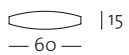
Headrest-cushion and Backrest- and shelf plate (for use as headrest)



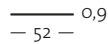
KS-KI 134/60 x 26



ST-KI 134/60 x 26

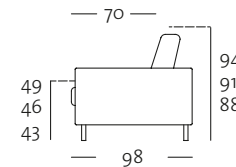


RU-ABL 134

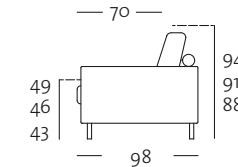


OVERVIEW OF RANGE

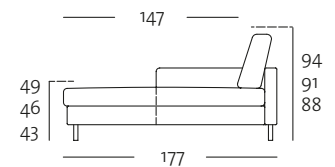
Side view



SOB 134/ASO 134



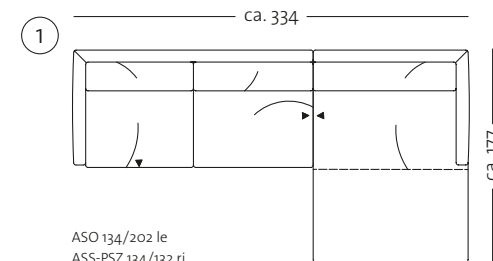
SOB 134/ASO 134
incl. back cushion with roll



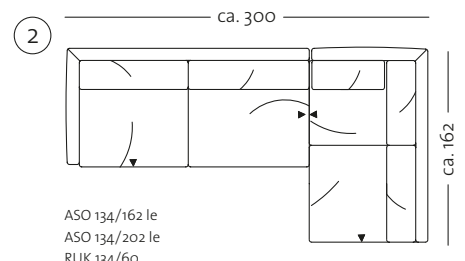
ASS-PSZ 134

EXAMPLES OF COMBINATIONS

Examples of combinations are not shown to scale.



ASO 134/202 le
ASS-PSZ 134/132 ri



ASO 134/162 le
ASO 134/202 le
RUK 134/60